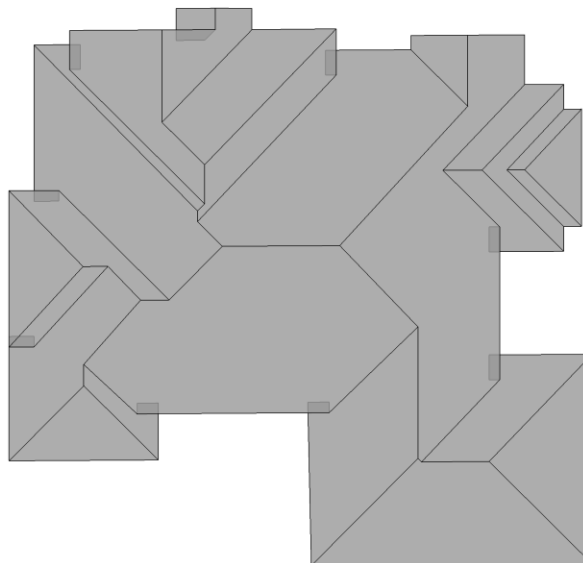


123 Main St., Any Town, USA 55555



© 2009 EagleView Technologies, Inc.



In this 3D model, overhangs appear in darker shades.

Report Details

Report: 123456789
Claim: 54321

Date: August 14, 2009

Property Details

Total Area = 5,901 sq ft
Total Roof Facets = 10
All Pitches = 7
Total Ridges = 459 ft
Total Valleys = 234 ft
Total Rakes = 69 ft
Total Eaves = 375 ft

Report Contents

Images	2
Length Diagram	5
Pitch Diagram	6
Area Diagram	7
Notes Diagram.....	8
Report Summary.....	9

Company: **Measure My Roof**

Images

The following aerial images show various views of this structure for your reference.

Top View



North View



West View



East View



South View

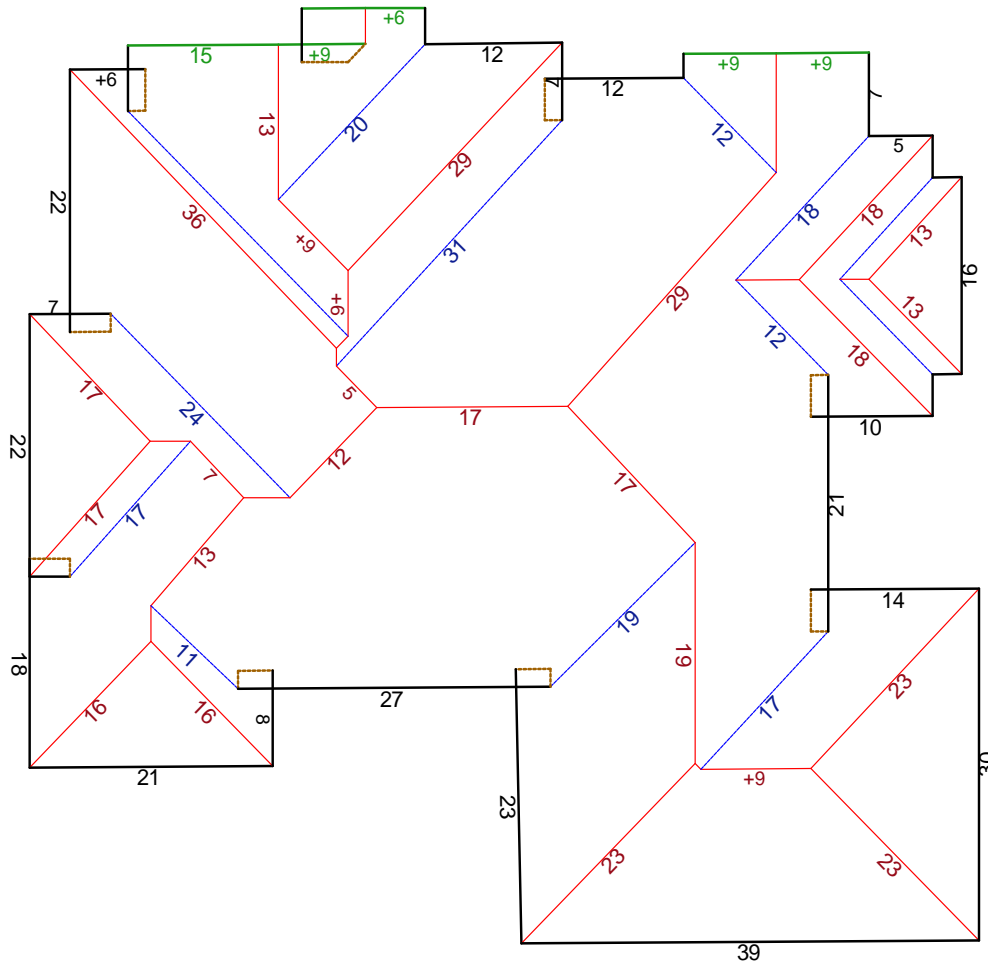


Length Diagram

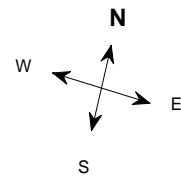
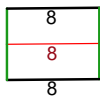
Total Line Lengths:

Ridges = 459 ft [Red]
Valleys = 234 ft [Blue]

Rakes = 69 ft [Green]
Eaves = 375 ft [Black]



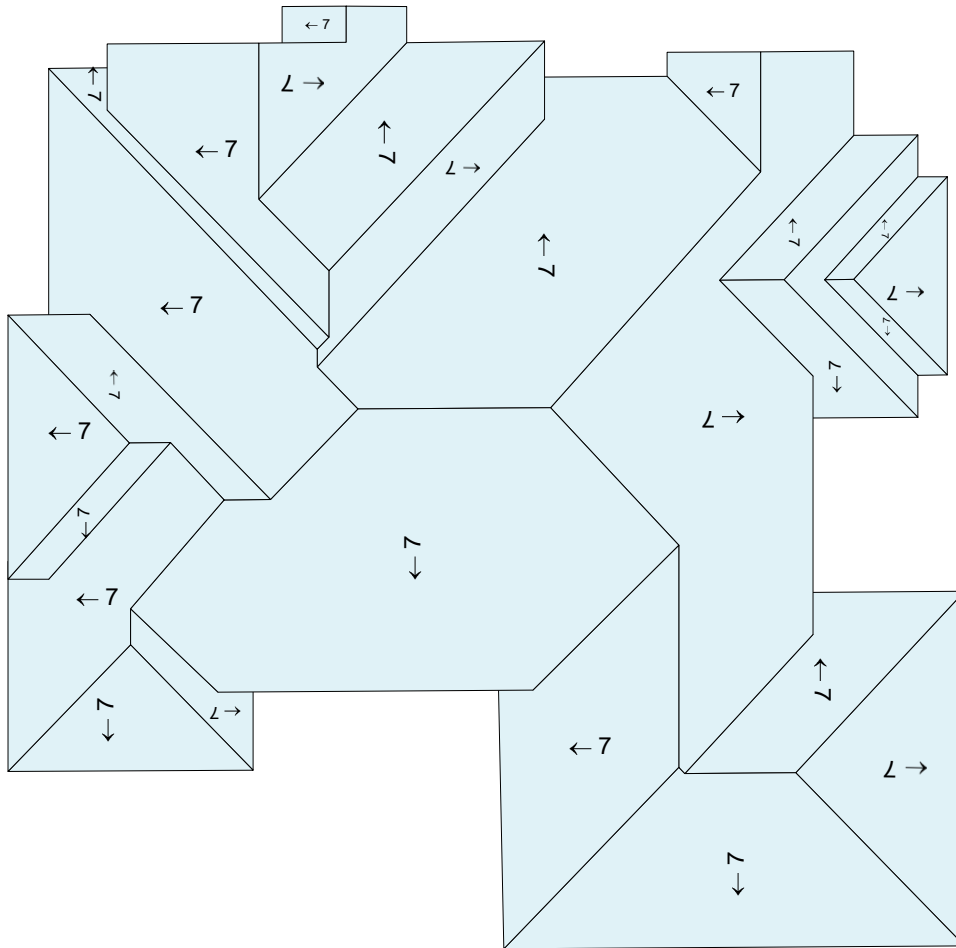
© 2009 EagleView Technologies, Inc.



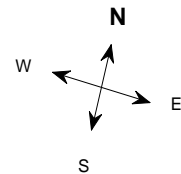
Note: This diagram contains segment lengths over 5 feet. In some cases, segment labels have been removed for readability. Plus signs preface some numbers to avoid confusion when rotated (e.g. +6 and +9).

Pitch Diagram

Pitch values are shown in inches per foot, and arrows indicate slope direction. The only pitch on this roof is 7/12.



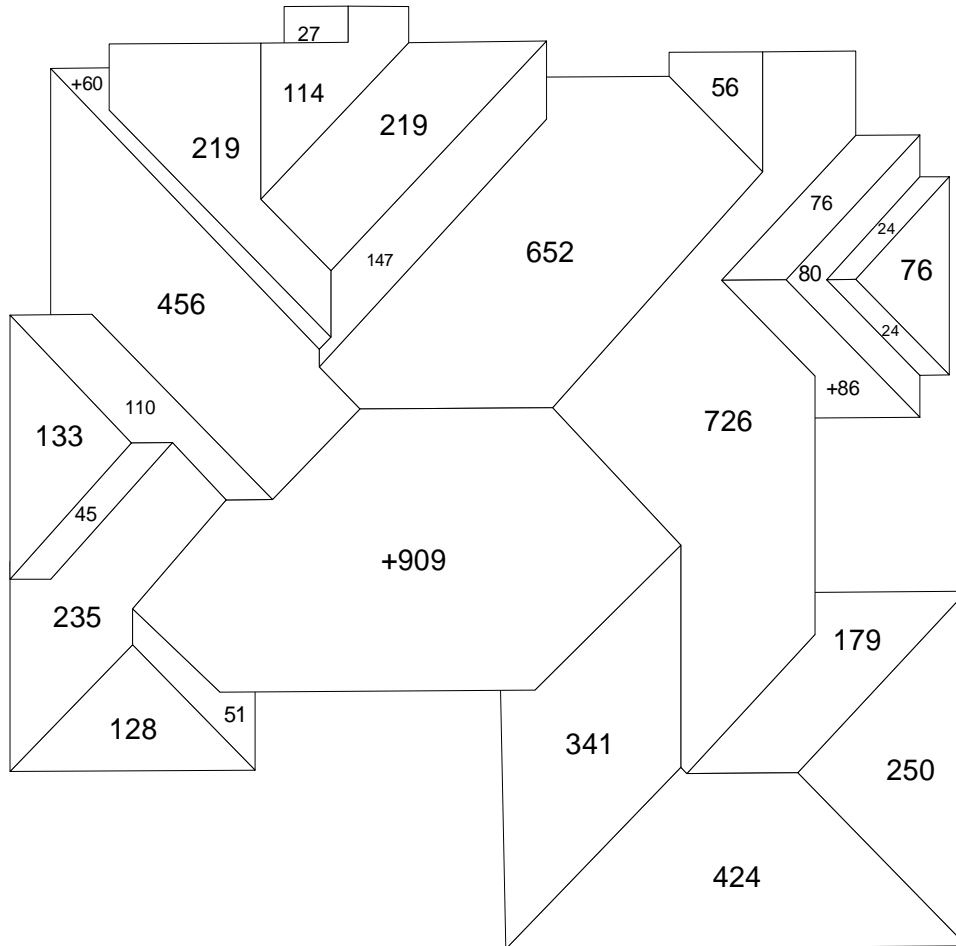
© 2009 EagleView Technologies, Inc.



Note: This diagram contains labeled pitches for facet areas larger than 20 square feet. In some cases, pitch labels have been removed for readability. Blue shading indicates a pitch greater than two.

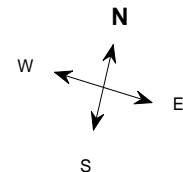
Area Diagram

Total Area = 5,901 sq ft, with 10 facets



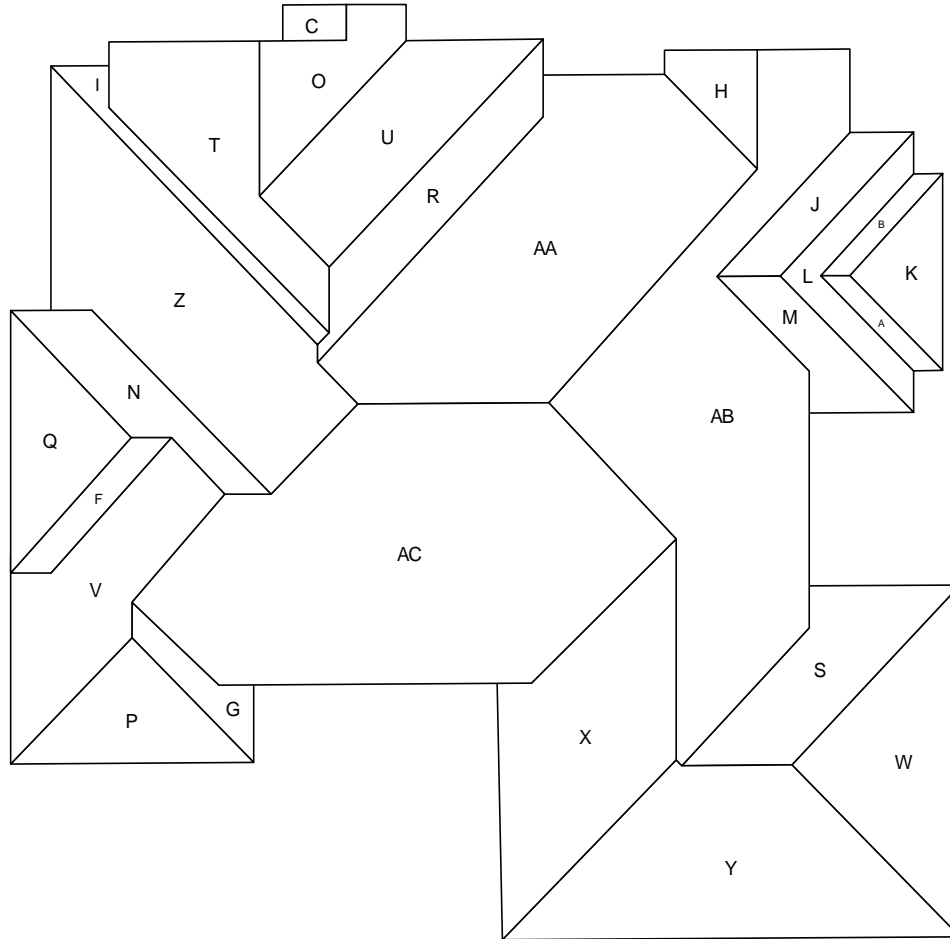
© 2009 EagleView Technologies, Inc.

28
28



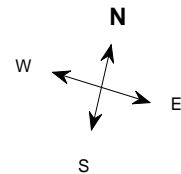
Notes Diagram

Roof facets are labeled for easy reference.



© 2009 EagleView Technologies, Inc.

D
E

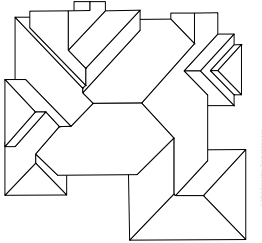


Report Summary

This summary is a quick reference using the values presented in this report.

Areas							
Waste	0%	7%	10%	12%	15%	17%	19%
Roof Total (sq ft)	5,901	6,314	6,491	6,609	6,786	6,904	7,022
Squares	60	64	65	67	68	70	71

This table shows total roof area and squares (rounded up to whole number) based upon waste percents and number of roof facets.



Lengths

Ridges = 459 ft
 Valleys = 234 ft
 Rakes* = 69 ft
 Eaves** = 375 ft
 Drip Edge (Eaves + Rakes) = 444 ft

Roofing Material

Starter = 375 lft
 (equal to total eave length)

 Ridge Cap = 459 lft
 (equal to total ridge length)

Property Location

Longitude = -102.1699999
 Latitude = 32.0099999

[View location on an online map.](#)

http://maps.google.com/maps?f=q&source=s_q&hl=en&geocode=&q=123 Main St.,+Any Town,+USA+55555



Total Roof Facets = 10
 All Pitches = 7

Notes

This was ordered as a residential structure. It was not reported to be a single structure. And, there were no changes to the structure in the past two years.

* Rakes are defined as roof edges that are sloped and not parallel to the ground.

** Eaves are defined as roof edges that are not sloped and parallel to the ground.